



MSERM Hybrid Congress
2nd Annual MSERM
World Meeting

فيس
Fés


Morocco, 17-20
November 2022



2nd worldwide Exam
Accreditation by CESMA

MAIN SCIENTIFIC PROGRAMME

dline
EVENT



GYNECOLOGY & OBSTETRICS

EMBRYOLOGY

ANDROLOGY

Welcome Letter

Dear Colleagues,

It is with immense pleasure that the organizing committee cordially invites you to attend the 2nd Moroccan Society for Endometriosis and Reproductive Medicine (MSERM 2022), to be held from 17 to 20 NOVEMBER 2022 at the Fès, Morocco. MSERM 2022 has a cutting edge scientific program designed to foster innovation and collaboration to fill the gap between science and practice in assisted reproduction. The scientific program includes plenary sessions which will give an update on the current knowledge in basic science, identify important gaps, cover the state of the art in clinical practice, and address the future trends associated with endometriosis, uterine fibroids, adenomyosis and other uterine disorders. We will explore how these disorders affect women's health and quality of life and how we can correct myths and remove stigma around menstruation and pain and the underlying conditions. The scientific program also includes debates on current hot topics, live surgery, imaging, educational sessions, national symposia and sponsored symposia, free communications, posters and attractive pre-congress courses. How do we translate evidence into clinical care, which are the remaining gaps to address, are we doing too little, too much, too soon or too late? The program will encourage interactions between obstetricians and gynecologists, scientists and clinicians, patient organizations and women to be able to translate basic research to clinical practice and to the hands of women to improve women's health globally. MSERM is becoming the premier conference for the vast and varied assisted reproduction community, contributing towards the uptake of updated and advanced techniques to assist practitioners in overcoming treatment challenges. The mission of MSERM 2022 is to link all areas of assisted reproduction and infertility with their sub-disciplines by bringing together national and international leaders for in-depth discussions on the ongoing issues in this rapidly developing field. The conference will feature state-of-the art lectures from key opinion leader scientists in a mixture of plenary lectures, interdisciplinary symposia, and hands-on workshops. There will also be oral and poster sessions for all the participants to facilitate discussions on diagnosis; improve access and quality care; optimize the coordination of service providers; and foster high impact clinical research to expedite improved medical treatments. The conference mainly aims at the education of the medical community and dissemination of reliable information to at-risk populations. We hope to build on the already outstanding tradition of the MSERM and develop further opportunities to shrink the gap between science and clinical practice. We especially would like to encourage young colleagues to join. There will be special prices for young scientists. The conference will be held at the Fes, Kingdom of Morocco, Conference Online. On behalf of the MSERM we invite you warmly to this important meeting. To share your research, debate and discuss, exchange ideas, wander, network and above all, enjoy.

Learning Objectives

At the conclusion of the Scientific Congress, participants should be able to:

- 1 - Discuss how the extensive range of reproductive technologies from the cellular level to clinical application using collaborative teams impact infertility and fertility preservation.
- 2 - Propose strategies that simplify technology, reduce costs, and broaden accessibility to assisted reproductive technology care teams.
- 3 - Describe the relevance of genetics and genomics to reproductive care.
- 4 - Apply the latest scientific advances in embryo biology and assessment to the optimization of embryo transfer.
- 5 - Summarize current knowledge of endometriosis, fibroids, adenomyosis, contraception, and polycystic ovary syndrome.
- 6 - Explain the ethical, legal, and psychosocial ramifications of third-party reproduction.
- 7 - Select appropriate treatments for reproductive dysfunctions in females and males at different ages throughout life-childhood, adolescence, adulthood, and reproductive senescence.

Learning Objectives

Organized for the Moroccan Society for Endometriosis and Reproductive Medicine (MSERM) benefit of Worldwide Gynecologists and Obstetricians in order to enable them to discuss their approaches to diagnosis, preventive medicine, epidemiology and the treatment of diseases that affect all areas of obstetrics and gynecology.

Medical Strategies

Moroccan Society for Endometriosis and Reproductive Medicine (MSERM) Establish the most appropriate and up-to-date procedures, surgical interventions as well as medical strategies based on the latest developments in obstetrical and gynecological care

Face 2 Face

Moroccan Society for Endometriosis and Reproductive Medicine (MSERM) The congress will be held in Fès, The congress will be available online only.

Conference Presidents

Dr. Mohammed ZARQAOUI- MD. PhD- Morocco
Prof. Sarah DIVAD - MD. PhD - United Kingdom

MSERM - What We Do

Our scientific activities

Our vast MSERM -Endometriosis and Reproductive Medicine network provides a full spectrum of integrated Endometriosis and Continuing Education In Endometriosis treatments and Reproductive Medicine for Gynecologists and Clinical Embryologists.

Investigation in how Endometriosis is spreading and poorly taken care of and in how to manage the economic consequences of work Absenteeism.

- Surgeon Training in Endoscopic Surgery for Infertility and Endometriosis treatments.
- Uro-Andrologist Training in Male infertility Management.
- Gynecologists training in the Reproductive Medicine, Infertility Explorations, Assisted Reproductive Technology: "A.R.T." Practice and IVF Protocols Optimization.
- Embryologists Training in the Field of Andrology, Clinical Embryology, IVF Laboratory techniques and Quality Control Assurance Initiation of multicenter Studies at international level in the field of Endometriosis and Reproductive Medicine.
- Organization of international annual online Congress within four days expert meetings Highlighting at the same time the great Moroccan history and its multiple cities.
- Strengthen the relationship with numerous National societies in Reproductive medicine worldwide.
- Accreditation by EACCME is an institution of the European Union of Medical Specialists (UEMS).

Our promise

Research Seeks the Focus by Science

The Moroccan Society for Endometriosis and Reproductive Medicine (MSERM)



- Initiated for conducting online and Physical events globally. involves in planning, Organizing and execution of Scientific events across the globe with people from different scientific backgrounds come together and participate in these events.
- Our attendees includes academicians, professors, students and Industrialists where they come together to join and share their knowledge.
- Our organization believes in imparting holistic and sustainable development with the mission to ignite young turks and prepare them for future challenges.

Competitive service

- MSERM - Annual Exam:
 - International Fellowship in Reproductive Medicine
 - Clinical Embryologists Certification
- MSERM Certification:
 - Gynecologists.
 - Clinical Embryologists.
- Training Programme:
 - Reproductive Medicine according to the MSERM subspecialist training programme.
 - Embryologists Training in the Field of Andrology, Clinical Embryology, IVF Laboratory techniques and Quality Control Assurance.

Conference Board

1. Conference Honorary Presidents

- I. Prof. Yacoub KHALAF - MD, PhD - United Kingdom 
- II. Prof. Ashok Agarwal- MD, PhD - USA 



2. Conference Presidents

- I. Dr. Mohammed ZARQAOUI- MD, PhD- Morocco 
- II. Prof. Sarah DIVAD - MD, PhD - United Kingdom 

3. Organizing Committee

- I. Dr xavier POLLET VILLARD -PhD -France 
- II. Dr. Ritu SANTWANI - MD, PhD - India 
- III. Dr. Muhjah FALAH - MD, PhD - Iraq 
- IV. Dr. Mustafa ZAKARIA - MD, PhD - Morocco 

4. Gynecology Scientific Committee

- I. Prof. Eman EIGENDY- MD, PhD Egypt 
- II. Dr. Mohammed ACHOUR - MD, PhD - Morocco 
- III. Dr. Wassym SENHAJI - MD, PhD - Morocco 

5. Embryology Scientific Committee

- I. Dr Pierre VANDERZWALMEN -PhD - Belgium 
- II. Dr. Noureddine LOUANJLI- PhD - Morocco 
- III. Dr. Ferhat CENGIZ - PhD - Turkey 
- IV. As. Prof. Hayder MOSSA - PhD - Iraq 
- Dr. xavier POLLET VILLARD- France 

6. Reproductive Genetics Scientific Committee

- I. Prof. Ilham RATBI PhD - Morocco 
- II. Prof. Moncef BENKHALIFA . PhD - France 
- III. Dr. Mohamed BENAHMED, MD, PhD - France 
- IV. Prof. Abdelhafid NATIQ- PhD - Morocco 

MSERM Founders

Prof. Yacoub KHALAF - UK
Honor President of the MSERM



Dr. Nouredine LOUANJLI - MA
Vice Chair of Scientific Committee of MSERM



Dr. Mohammed ZARQAOU - MA
President of The MSERM



Prof. Sarah DIVAD - UK
Secretary General of the MSERM



Dr. Wassym SENHAJI - MA
Vice President of the MSERM



Prof. Abdelhafid NATIQ - MA
Vice Secretary General of MSERM



Dr. Mustafa ZAKARIA - MA
Chairman Executive of MSERM



Mrs. Asmaa NAJI - MA
Treasurer of the MSERM



Dr. xavier POLLET VILLARD-Fr
Vice Chairman Executive of MSERM



Dr. Yasmine LOUANJLI - MA
Vice Treasurer of the MSERM



Prof. Eman EIGENDY- Egypt
Chair of Scientific Committee of MSERM



Interest Groups

Browse Special Interest our Groups

The Society is subdivided into different Special Interest Groups (SIG's) that reflect the scientific interests of its membership. Each Special Interest Group is headed by a Coordinator whose task it is to stimulate scientific activities for his/her sub-speciality. Presently there are 6 Special Interest Groups:

Group "SIG-EED" Endometriosis and Endometrial Disorders

Special Interest Group for Endometriosis & Endometrial Disorders (SIG-EED) of the Moroccan Society for Endometriosis and Reproductive Medicine (MSERM). Here you can read more about us, our activities and our recommended reading.

Group "SIG-RS" Reproductive Surgery

SIG-S Reproductive Surgery is concerned to promote the usefulness of minimal invasive diagnostic tools in reproductive gynecology as well as to promote the surgical therapy of organic causes (such as malformations, polyps, endometriosis, adenomyosis, fibroids, hydrosalpinges...) leading to infertility, by appropriate "preservation" and/or as first step of treatment of infertile couples in order to re-establish fertility or create the best conditions to improve ART outcome.

Group "A" Andrology

The specific interests of the SIG Andrology are: male infertility evaluation and diagnosis; sperm function, physiology and biology; sperm freezing and banking, male prognostic biomarkers of success in ART; enhancement of reproductive outcomes acting on the male and/or the sperm; male infertility and the effects of ART to treat them in the offspring.

Group "SIG-RG" Reproductive Genetics

Special Interest Group Reproductive Genetics SIG-G. Here you can read more about us, our activities and our recommended reading.

Group "E" Embryology

The SIG Embryology is home to the central scientific concepts upon which MSERM is founded. The broad scope of SIG-E Embryology encompasses basic scientific advances through to laboratory practices and policy influence. The areas of interest of SIG-E include oocyte growth and maturation, in vitro models of follicle culture, fertilization, embryo development, embryo metabolism, embryo culture, oocyte and embryo micromanipulation, embryo assessment, oocyte and embryo cryopreservation as well as quality control and optimization of methods in the embryology laboratory.

Group "SIG-SQ-ART" Safety and Quality in ART

SQART is committed to quality of care and safety of patients. We continuously strive to improve care, decrease errors and meet patients' expectations by providing educational programs to support assisted reproduction practitioners in developing and sustaining top quality fertility care. SQART is tasked with improving fertility care worldwide, defining quality healthcare as doing the right thing at the right time in the right way to achieve the best possible outcome.

Speakers



Dr. Bahar Yüksel Özgör - Turkey
Nesta private Clinic
Obstetrics and Gynecology
Speaker



Dr. Hugh Taylor (USA)
Professor of Obstetrics, Gynecology,
and Reproductive Sciences
Speaker



Prof. Ahmed Gibrel (Egypt)
Obstetrics and Gynecology,
Subspecialist Reproductive Medicine
Speaker



Dr. Manal Nasih A Hamdan (Iraq)
Assistant professor, Karbala medical
college University of Kerbala
Speaker



Dr. Shady Saleem - Egypt
Obstetrics and Gynecology
President of Arab Society of Fetal Medicine,
Chief board of New Cleopatra
women's health center
Speaker



Prof. Aboubakr Elnashar, (Egypt)
President of Clinical Society
of Obstetrics and Gynecology
Speaker



Prof. Yassir Ait Benkaddour (Morocco)
Endoscopic surgeon & Gynecologist
CHU Mohammed VI - Marrakech
Speaker



Dr. Mounir FILALI - Morocco
Doctorate in Pharmacy
at René University - Biologist
Speaker



Dr. Ashish Kale (India)
Obstetrician & Gynecologist
Speaker



Prof. Jamal Fikri - Morocco
Endoscopic surgeon & Gynecologist
President of Moroccan Collage
of Fertility (CMF)
Speaker



Dr. Mahjoub GHAZLI - Morocco
Endoscopic Surgeon and Gynecologist
President of Moroccan Society of Menopause
and gynecological endocrinology (MSMGE)
Speaker



Dr. Dema Adwan, Syria
Obstetric and Gynecology
Damascus University
Speaker



Ass prof. Wasan Ghazi Al Safi - Iraq
Lecturer college
of medicine University of Karbala
Obstetrics and Gynecology
Speaker



Dr. Xavier Pollet Villard, France
Biologist Co-responsible, Managing
Director at MEDIBIOLAB Company
Speaker



Prof. P. Vanderzwalmen - Belgium
Reproductive Biology Organizing committee
of the MSERM Congress 2022
Speaker



Dr. Georges Raad, PhD, Lebanon
Embryologist, Researcher, lecturer,
Reproductive Epigenetics
from University Nice Sophia Antipolis.
Speaker



Dr. Nino Guy Cassuto, France
ART Unit-Drouot Laboratory
Speaker



Dr. Noureddine Louanjli - Morocco
Clinical Embryology
Vice Chair of Scientific
Committee of the MSERM
Speaker



Alexandra Boussommier Calleja - France
Founder & CEO of ImVitro
Speaker



Dr. Florence Belva - Belgium
Clinical researcher, MD, PhD at the Department
of Medical Genetics, University Hospital UZ
Speaker

Speakers



Dr. Christine Wyns - Belgium
Obtained Doctor in Medicine
Catholic University
Speaker



Prof. Dr. Medhat Amer - Egypt
Chairman & Professor of Andrology
Department, Cairo University.
Speaker



Dr. Aline Lorenzon - Brazil
Trained in embryology
University of California
Speaker



Prof. Hicham OUMZIL - Morocco
PhD, Assistant Professor at the Medical
School, University Mohammed V in
Rabat, and Head of the Virology Department
Speaker



Prof. Yacoub KHALAF - UK
Obstetrician and Gynaecologist
Honor President of the MSERM
Speaker



Dr. Ritu S Santwani - India
Obstetrics and Gynecology
Speaker



Dr. Wassym SENHAJI - Morocco
Endoscopic surgeon & Gynecologist
Vice President of the MSERM
Speaker



Prof. Gernot Hudelist, Austria
Gynecological Endocrinology
Reproductive Surgery Minimally
Invasive Surgeon
Speaker



Prof. Joyce Harper, UK
Professor of Reproductive Science
and Reproductive Health -UCL EGA
Institute for Womens Health
Speaker



Dr. Marie Helene - Canada
Clinical research project manager
at fertility's reproductive center
Speaker



Dr. Muhjah FALAH - Iraq
MD, Clinical Embryology
and Assisted Reproductive Techniques
Member of the MSERM
Speaker



Dr. Maria J. Los Santos (Spain)
Cryobiology IVF laboratory Female
fertility Technology development
Speaker



Dr. Mustafa ZAKARIA - Morocco
MD, Clinical Embryology Chairman of
the Executive Committee of the MSERM
Speaker



Dr. Cyntia Duval - Canada
Scientific researcher
interested in embryology
Speaker



Prof. Salah Rashid, Egypt
Professor of Obstetrics and
Gynecology, Sohag University, Egypt
Speaker



Prof. Eman Elgindy Egypt
Prof. Obstetrics and Gynecology,
Chair of Scientific Committee of MSERM
Speaker



Dr. Kathleen Seyb (USA)
SVP, Biology and Translational Sciences
Speaker



Prof. Sarah DIVAD - Sweden
Endoscopic surgeon & Gynecologist
Secretary General of the MSERM
Speaker



Dr. Hamza OUZAHER - Morocco
Endoscopic surgeon & Gynecologist
Speaker



Prof. Abdulhafid A. Abudher, Lybia
Obstetrician and Gynecologist
Chairman of the board at Yashfeen Clinic
Speaker

Speakers



Prof. Mohamed A. Bedaiwy
Obstetrics & Gynecology
Reproductive Endocrinology and
Infertility, Reproductive Surgery
Speaker



Dr. Mohammed ACHOUR - Morocco
Endoscopic surgeon & Gynecologist
Speaker



Prof. Helen Gharaei M.D. Iran
Anesthesiology in Uremia University School
of Medicine
(fellowship of interventional pain practice)
Speaker



Prof. Thomas Mehr, Germany
Head of the laboratory of 'Molecular
Cytogenetics' at the Institute of Human
Genetics in Jena, Germany
Speaker



Prof. Moncef Benkhalifa - France
Prof of Reproductive Medicine and
Developmental Biology. University hospital
& school of medicine
Speaker / Session Chair



Dr. Alpesh Doshi, UK
Clinical Embryologist
Lab Director
Speaker



Prof. Ilham RATBI - Morocco
Professor of genetics at the Faculty of
Medicine and Pharmacy, University Mohammed V
Speaker



Prof. Abdelhafid NATIQ, MD, Ph.D Morocco
Faculty of Medicine and Pharmacy of
Rabat, Mohammed V University
and Department of Medical Genetics,
National Institute of Hygiene
Speaker



Imane Louanjli - Morocco
Clinical Psychologist
Speaker



Dr. Adelle Yun Lim - Malaysia
Chief Embryologist and
IVF Laboratory Manager of Alpha IVF
Speaker



Dr. Thomas Ebner - Austria
Accreditation and Certification for clinical
embryologists Steering Committee ESHRE
Speaker



Prof. Jose Antonio Castilla - Spain
Reproductive Biology
Speaker



Prof. Denny Sakkas - USA
Professor at the Department of Obstetrics,
Gynecology and Reproductive Sciences at
The Yale University School of Medicine
The Best Embryology an award 2021
Speaker / Session Chair



Dr. Marie-Hélène Godin Pagé - Canada
Clinical research project
manager at Fertilyls.
Speaker



Dr. Alejandro Chavez-Badiola, Mexico
Endoscopic Surgeon
and Gynecologist
Speaker



Ass. Prof. Hayder Mossa - Iraq
Clinical Embryology
Member of the MSERM
Speaker



Dr. Ali Zizi - Morocco
Clinical Embryology
Reproductive Biology
Speaker



Dr. Ferhat CENGIZ - Turkey
Clinical Embryology
Member of the MSERM
Speaker



Dr. Enric Mestres - Spain
Lab manager and embryologist in
Embryotools / internships in the IVF and
andrology laboratories in IVI Barcelona
Speaker



Dr. Omar Touzani - Morocco
Clinical Embryology
Reproductive Biology
Speaker

Speakers



Prof. Bart CJM Fauser - Netherlands
Obstetrician and Gynaecologist
Chief Editor RBMO
Speaker



Dr. Boudrar Hassan - Morocco
Endoscopic surgeon & Gynecologist
Speaker



Dr. Mostafa Ouaid - Morocco
Endoscopic surgeon gynecologist
President of Moroccan Association
of Gynecologic Endoscopy (MAGE)
Speaker



Dr. Debbie Montjean - France
Senior embryologist
Hopital Saint-Joseph in Marseille France
Speaker - Session Chair



Dr. Nejati Findikli, Ph.D - Turkey
Senior Clinical Embryologist,
Molecular Biologists/Geneticist
Scientific Director Bahçeci Health Group
Session Chair



Prof. Ashraf Vermani - Italy
Obstetrics & Gynecology
Vice-President European Mind
and Metabolism Association
Session Chair



Prof. Laura Rienzi - Italy
Reproductive BioMedicine Online (RBMO)
Prof. Senior Clinical Embryologist and Laboratory Director
at the GENERA Centres for Reproductive Medicine
in Rome, Marostica, Umbertide and Naples in Italy
Speaker - Session Chair



Prof. Christopher Barrât - UK
Professor (Teaching and Research)
University of Sheffield, School of Medicine
Session Chair



Dr. Halil RUSO - Turkey
Clinical Embryologist
Lab Manager
Session Chair



Dr. Molka Bouricha - Tunisia
Embryologist
ART laboratory Amiens Hospital
Session Chair



Dr. Mustapha Benkhalifa - Tunisia
PhD Faculty of sciences
of Bizerte, Carthage University
Senior Embryologist
Session Chair



Prof. Ralf Henkel - UK
Editor In Chief for ANDROLOGIA
Head of Medical Biosciences
University of the Western Cape
Session Chair



Dr. Said ASSOU - France
Researchers at the Institute for Regenerative
Medicine & Biotherapy (IRMB),
University of Montpellier
Speaker



Dr. Mohammed ZARQAOU - Morocco
Endoscopic surgeon & Gynecologist
President of the MSERM
Speaker



Prof. Omar Sefrioui - Morocco
Endoscopic surgeon & Gynecologist
President of Moroccan Society of
Reproductive Medicine and Fetal (SMMR)
Speaker



Dr. Thiers Soares, Brasil
Endoscopic Surgeon and Gynecologist
Speaker



Prof. Mansouri Fadwa - Morocco
Anapath casablanca
Speaker



Marcos M. Escrivá - Spain
IVI Foundation, Embryology,
Valencia, Spain
Speaker



Prof. Allali Nazik - Morocco
Radiologist Rabat
Speaker



Samuel D. Santos-Ribeiro - Portugal
Senior Gynecologist
at IVIRMA Lisbon, Portugal
Speaker

Pre-Conference Course

On Thursday, 17 November 2022 Pre-congress Courses on a variety of subjects will be organized by MSERM's Special Interest Groups.

- workshop 01: Clinical Diagnosis Medical Imaging Radiology and Hystological Aspects of Endometriosis.
- workshop 02: Simulation Training: Oocyte Pick Up and Embryo Transfer
- workshop 02: ESCO International

Congress

MSERM 2022 Searchable Scientific Programme and Itinerary Searchable Scientific Programme with Abstracts.

Reproductive Medicine / HALL "A"

- o Session 01 Endometriosis Diagnostic and Management "A"
- o Session 02 Endometriosis Diagnostic and Management "B"
- o Session 03 Endometriosis and Uterine disorders
- o Session 04 Male Infertility Investigation and Urology Travelling Scholars
- o Session 05 Infertility Management in 2022
- o Session 06 ART Optimisation and Management
- o Session 07 Endoscopic Surgery "A"
- o Session 08 Endoscopic Surgery "B"
- o Session 09 State of the ART in Frozen Transfer Cycle

Reproductive Biology & Reproductive Genetics HALL "B"

- o Session 01 ICSI Already 30 years
- o Session 02 Vitrification and Fertility Preservation
- o Session 03 IVF Laboratory advanced techniques and Quality Assurance
- o Session 04 Clinical Embryology and Andrology
- o Session 05 Latest advances in Reproductive Genetics






MAIN PROGRAMME

DAY 1 Thursday, November 17th, 2022 14:00 - 19:30






Workshop 1: Clinical Diagnosis, Medical Imaging Radiology and Hystological Aspects of Endometriosis

14:00 - 19:30

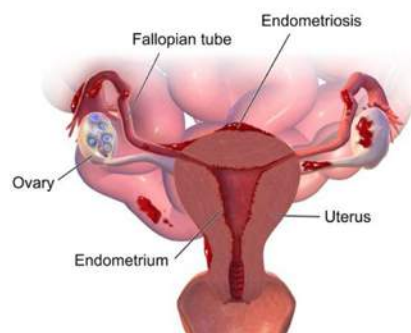
Session Chair : Mohamed ZARQAOU

Speaker		Lecture	Room A
Yacoub Khalaf		Endometriosis and infertility- Clinical Side.	
Eman Elgindy		Endometrioma and ART: Updated evidence and best practice	
Mohamed Zarqaoui		The different clinical aspects of endometriosis and diagnostic approach, 2022 update	
Allali Nazik		Contribution of medical imaging in the diagnosis of Endometriosis	
Fadwa Mansouri		The different histopathological aspects of endometriosis and frequency of associated endometritis.	

Short Coffee break 15 minutes

Speaker		Lecture
Shady Saleem		Infertility associated endometriosis
Youssef El Harti		Endometriosis and treatment of Vaginismus couple
Aboubakr Elnashar		Endometriosis And Pregnancy Outcomes : 2022 GUIDELINES
Imane Louanjli		How to live with endometriosis
Mohamed Zarqaoui		Cases Study

Endometriosis



MAIN PROGRAMME

DAY 1 Thursday, November 17th, 2022 14:00 - 19:30

**Workshop 2: Simulation Training, Oocyte Pick Up
and embryo Transfer**

14:00 - 19:30

Session Chair : Wassym SENHAJI RHAZI

Room B

Speaker

Lecture

Abdeljalil Lemseffer	★	- Pick up Oocytes : before, during and after - Pick-up oocytes in particular and difficult situations
Khalid Taibi	★	- Embryo Transfer Technique : How to improve
Mohamed Zarqaoui	★	- difficult transfer : prevention and managment
Wassym Senhaji Rhazi	★	- Dummy training of pick up - Videos of transfer

Short Coffee break 16:00 - 16:30

HANDS ON



The graphic features a QR code in the top left corner. The central illustration shows a female silhouette on the left, a magnifying glass focusing on an embryo, a diagram of the female reproductive system, and sperm cells swimming towards an egg cell. The MSERM logo is centered in the background.

**Embryo Transfer Technique : How to improve
Factors That Are Important for The Successful Embryo Transfer**

MAIN PROGRAMME

DAY 1 Thursday, November 17th, 2022 14:00 - 19:30

**Workshop 3 :How to introduce Time-lapse imaging
in IVF Laboratory**

14:00 - 19:30

ESCO MEDICAL INTERNATIONAL

Session Chairs : Irène Cuevas- Xavier Pollet Villard - Morten Kristiansen

Speaker		Lecture	Room C
Irène Cuevas		Introduction of TL technology in the IVF Laboratory How to maximize the potential advantages of TL	
Xavier Pollet Villard		Leveraging Time lapse Data to improve patient care during IVF	
Guy Cassuto		What are the advantages of TLI compared to conventional Embryo Culture ?	
Moncef Benkhalifa		Time Lapse imaging TLI and euploidy prediction, an update	
Morten Kristiansen		Esco , Denmark Application Specialist	

Short Coffee break 16:00 - 16:30

HANDS ON

ESCO MEDICAL INTERNATIONAL

IVF Time-Lapse
Technology for
**Human Embryo
Culture**



MAIN PROGRAMME

Opening Congress and welcome Speech of the MSERM Chairman

DAY 2 Friday, November 18th, 2022

09:00 - 17:45






Session A1: Endometriosis Diagnostic and Management "A"

Hall : "A"

Session Chairs: Mohamed Zarqaoui - Ashraf Vermani - Nejati Findikli

Speaker & Time

Lecture

Said Assou – France 09:00 - 09:30 "Keynote"		N-001: OMICS: Current and future perspectives in reproductive medicine
Bahar Yuksel – Turkey 09:30 - 09:45		N-002: Symptoms and Diagnosis of Endometriosis
Hugh Taylor – USA 09:45 - 10:00		N-003: Endometriosis is it a systemic disease ?
Shady Saleem – Egypt 10:00 - 10:15		N-004: Endometriosis staging and diagnosis
Y.Ait-Benkaddour - MA 10:15 - 10:30		N-004: Endometrial Receptivity in Patients with Endometriosis

Discussion 10:30 - 10:45

Short Coffee break 10:45 - 11:00






Session A2: Endometriosis Diagnostic and Management "B"

Hall : "A"

Session Chairs: Ralf Henkel - Eman Elgindy - Senhaji R.Wassym

Speaker & Time

Lecture

Joyce Harper – UK 11:00 - 11:30 "Keynote"		F-36: The international fertility education initiative the need to teach fertility awareness
Ahmed Gibrel – Egypt 11:30 - 11:45		G-011: Why does Endometriosis cause infertility ?
Mustapha Ouaid – MA 11:45 - 12:00		M-006: Algorithm of endometriosis management, an Update
Aline Lorenzon - Brazil 12:00 - 12:15		M-007: Primary human endothelial and stromal cells from the uterine endometrium co-cultured in vitro in a 3D-system as a model to study the physiopathology of endometriosis.
Dema Adwan – Syria 12:15 - 12:30		M-009: Ultrasound diagnosis of Endometriosis, is it efficient?

Discussion 12:30 - 12:45

Lunch break, visit the exhibition and moderated e-posters 12:45 - 14:15

MAIN PROGRAMME

DAY 2 Friday, November 18th, 2022

09:00 - 17:45






Session A3 : Endometriosis and infertility

Hall : "A"

Session Chairs : Nejati Findikli - Mohamed Bennis - Halil Russo

Speaker & Time

Lecture

Aboubakr Elnashar - Egypt 14:15 - 14:30 "Keynote "		G-010: What's new in ESHRE guidelines 2022 for management of endometriosis-associated infertility
Eman Elgindy - Egypt 14:30 - 14:45		Q-053: What is the success in ART: An Update
Aboubakr Elnashar - Egypt 14:45 - 15:00		H-22: Endometriosis and pregnancy outcome.
Manal Nasih - Iraq 15:00 - 15:15		R-42: Assisted Reproductive Techniques in Endometriosis
Eman Elgindy - Egypt 15:15 - 15:30		R-037 The novel incorporation of aromatase inhibitor in hormonal replacement therapy cycles: a randomized controlled trial.

Discussion 15:30 - 15:45






Session A4: Update in ART Management

Hall : "A"

Session Chairs: Ralf Henkel - Aboubakr Elnashar - Mohamed Zarqaoui

Speaker & Time

Lecture

Mahjoub Ghazli - MA 15:45 - 16:00 "Keynote "		M-008: Microbiome and endometriosis is there an interconnection
Samuel. D. S. Ribeiro - Portugal 16:00 - 16:15		D-17: How many frozen embryos are enough ?
Florence Belva - Belgium 16:15 - 16:30		X-016:: Reproductive prospects for ICSI children
Prof. Paul Piette - Belgium 16:30 - 16:45		Q-055: What clinicians should know about pharmacodynamics and safety of progestogens, progesterone and progestins
Helen Gharaei - Iran 16:45- 17:00		Q-074: Role of interventional pain management in neuropathic

Discussion 17:00 - 17:30

MAIN PROGRAMME

DAY 2 Friday, November 18th, 2022

Opening Ceremony 17:30 - 18:00

Under the supervision and Welcome word of the President, MSERM ,
the Moroccan Minister of Health and President of Royal Society
of Gynecology and Obstetrics.

◀ Dr. Mohammed ZARQAOU



◀ Dr. Houcine MAAOUNI



HONORING SESSION -18:00 -18:30

Under the supervision Prof. Yacoub KHALAF - UK

Prof.Yacoub Khalaf is Director of Guy's & St Thomas' Assisted
Conception & Pre-implantation Genetic Diagnosis Centre,
NHS Foundation Trust London, England, United Kingdom



Dr. Brahim SAADANI

For his dedication and huge career
in gynecology obstetrics and fertility care



Session of Honors and Certificates of Thanks and Appreciations 18:30 -19:15

Honoring Speakers at the Congress Under the supervision of :
Handing over awards and certificates

◀ Dr. Houcine MAAOUNI- Morocco



◀ Prof. Moncef BENKHALIFA - France



MAIN PROGRAMME

DAY 2 Friday, November 18th, 2022

09:00 - 17:45

Session B1: ICSI is Already 30 years

Hall : "B"

Session Chair: Molka Bouricha - Mustafa zakaria - Moncef Benkhalifa

Speaker & Time

Lecture

P.VANDERZWALMEN -Belgium 
09:00 - 09:30

X-012: ICSI: has the technique really evolved ?

Georges Raad - Lebanon 
09:30 - 09:45

X-013: Improving Fertilization, raising the bar for IVF Spermatozoa quality

X.POLLET VILLARD - France 
09:45 - 10:15

X-014: Simplification of sperm selection techniques in ICSI

Noureddine LOUANJLI - MA 
10:15 - 10:30

X-015: Do or not to do ICSI, extreme situations not suitable with relentlessness

Discussion 10:30 - 10:45

Short Coffee break 10:45 - 11:00

Session B2: Vitrification and Fertility Preservation

Hall : "B"

Session Chairs: Ralph Henkel - Laura Rienzi - Denny Sakkas

Speaker & Time

Lecture

P.VANDERZWALMEN -Belgium 
11:00 - 11:15

D-18: Which Stresses does the oocyte have to endure during a vitrification process ?

Muhjah Falah - Iraq 
11:15 - 11:30

D-19: Female fertility preservation: clinical and Lab aspects

Maria L. Santos - Spain 
11:30 - 11:45

D-20: Cryopreservation and Vitrification the Update 2022

Prof. Laura Rienzi - Italy 
11:45 - 12:00

D-21: Oocyte vitrification in routine practice: Optimizing Oocyte utilization, reducing the generation of surplus embryos, and setting realistic expectations.

Discussion 12:00 - 12:30

Lunch break, visit the exhibition and moderated e-posters 12:45 - 14:15

MAIN PROGRAMME

DAY 3 Saturday, November 19th, 2022

09:00 - 17:15

Session A6: Endoscopic Surgery "A"

Hall : "A"

Session Chairs: Senhaji R.Wassym - Omar Sefrioui – Ashraf Vermani

Speaker & Time

Lecture

Hamza Ouzaher – MA
09:00 - 09:30 "Keynote"



H-26: The Secret of Retroperitoneal Spaces

Omar Sefrioui – MA
09:45 - 10:00



H-24: Removal of endometrioma before IVF :
is there a best Technic and where is the evidence

Abdulhafid Abudher - Libya
10:00 - 10:15



H-25: Laparoscopy in Endometriosis Update 2022

Ashraf Virmani -Netherland
10:15 - 10:30



V-30: Specific Metabolic Modulators Positively Affects Overall Body
Metabolism in PCOS

Discussion 10:30 - 10:45

Short Coffee break 10:45 - 11:00

Session A7: Endoscopic Surgery "B"

Hall : "A"

Session Chairs: Jamal Fikri – Nejati Findikli - Eman Elgindy

Speaker & Time

Lecture

Thiers Soares – Brazil
11:00 - 11:15 "Keynote"



H-23: Robotic Approach of Complex Endometriosis

Mohammed Zarkaoui - MA
11:15 - 11:30



V-28: Spontaneous pregnancy following endometriosis surgery

Gernot Hudelist - Austria
11:30 - 11:45



V-31: Surgical techniques for ovarian endometriosis

Jamal Fikri – Morocco
11:45 - 12:00



H-27: Sclerotherapy, a useful alternative for
the management of endometrioma

Discussion 12:00 - 12:15

Industry Sponsored symposium

To be known
12:15 - 12:30

Fertility Preservation in Cancer Disease

Lunch break, visit the exhibition and moderated e-posters 12:30 - 14:00

MAIN PROGRAMME

DAY 3 Saturday, November 19th, 2022

09:00 - 18:00






Session A8: Infertility Management in 2022

Hall : "A"

Session Chairs : Senhaji R.Wassym - Denny Sakkas - Yacoub Khalaf

Speaker & Time

Lecture

Joyce Harper – UK 14:00 - 14:30 "Keynote"		Q-056:IVF add-ons- why we need to practice evidence based medicine
Wasan Al Safi – Iraq 14:30 - 14:45		M-010:How much Endometriosis Impact Female Fertility ?
Yacoub Khalaf – UK 14:45 - 15:00		F-33: Is can evidence and practice co-exist ?
Senhaji R.Wassym – MA 15:00 - 15:15		F-34: Low AMH and infertility : How to manage in the Moroccan context
Ritu. Santwani – India 15:15 - 15:30		F-35: Management of thin endometrium

Discussion 15:30 - 16:00






Session A9: ART Optimisation and Management

Hall : "A"

Session Chairs : Amine BITITI - Ralph Henkel - Moncef Benkhalifa

Speaker & Time

Lecture

Yacoub Khalaf – UK 16:00 - 16:15 "Keynote"		R-38: Recurrent implantation failure – whose failure is it anyway ?
Mohamed Bedaiwy - Canada 16:15 - 16:30		V-29: Endometrioma in the infertile patient: A Tiered Approach
Salah Rasheed – Egypt 16:30 - 16:45		R-39: Evidence based selection of ovarian stimulation Protocols for Fertility Preservation
Christine Wyns - Belgium 16:45 - 17:00		R-40: Assisted reproductive technology (ART) in Europe 2019 and development of a strategy of vigilance Preliminary results generated from European registers by the ESHRE EIM consortium
Dr.Boudrar Hassan - MA 17:00 - 17:15		R-48 : Markers of a Solid IVF Center

Discussion 17:15 - 17:30

Industry Sponsored symposium NURILIA

Marc Cohen - France
17:30 - 17:45



R-51 : New formulation in micro-nutrients, adapted to Endometriosis and associated ovarian failure

MAIN PROGRAMME

DAY 3 Saturday, November 19th, 2022

09:00 - 17:15

Session B3: Development in Reproductive Genetics

Hall : "B"

Session Chairs: Abdelhafid Natiq -Ilham Ratbi - Ralph Henkel -Karim OULDIM

Speaker & Time

Lecture

Ilham Ratbi - MA
09:00 - 09:15 "Keynote"



P-047: Genetics of male infertility in the Era of NGS

Thomas Liehr - Germany
09:15 - 09:30



P-043: What one needs to know on the advantages and shortcuts of NIPT

Marcos M. Escrivá - Spain
09:30 - 09:45



P-044: Artificial intelligence (AI) based triage for preimplantation genetic testing (PGT); an AI model that detects novel features in the embryo associated with ploidy.

Moncef Benkhalifa - France
09:45 - 10:15



P-045: The hidden faces of gametes and Embryo

Alpesh Doshi - UK
10:15 - 10:30



P-046: Non invasive PGT - Hype or Hope

Discussion 10:30 - 10:45

Short Coffee break 10:45 - 11:00

Session B4: IVF Laboratory advanced techniques and Quality

Hall : "B"

Session Chairs: Denny Sakkas -Christopher Barrat -Joyce Harper -Mounir Filali

Speaker & Time

Lecture

Federica Innocenti - Italy
11:00 - 11:15



T-048: Uncovering the value of day 7 blastocysts using artificial intelligence on time lapse videos.

Adelle Lim - Malaysia
11:15 - 11:30



T-049: Artificial intelligence in the IVF laboratory

Thomas Ebner - Austria
11:30 - 11:45



T-050: How to introduce time-lapse technology in the IVF lab

Marie Helene - Canada
12:00 - 12:15



T-052: Assessing sperm phospholipase C zeta levels : a new diagnostic tool?"

Industry Sponsored symposium : Im Vitro

A.Boussommier - France
12:15- 12:30



Q-073: Artificial Intelligence (AI) Which Impact ART, and Embryo Selection.

Discussion 12:30 - 12:45

Lunch break, visit the exhibition and moderated e-posters 12:45 - 14:00

MAIN PROGRAMME

DAY 3 Saturday, November 19th, 2022

09:00 - 17:15

Session B5 Clinical Embryology

Hall : "B"

Session Chairs: Mustapha Benkhalifa- Achraf Vermani -Molka Bouricha-Omar Touzani

Speaker & Time

Lecture

Alejandro Badiola - Mexico 
14:00 - 14:15 "Keynote"

T-061: SiD: The first real-time artificial intelligence assistant for sperm selection in ICSI

Nuno Costa Borges - Spain 
14:15 - 14:30

T-062: Artificially intelligence in the IVF laboratory in 2022

Hayder L. Mossa - Iraq 
14:30 - 14:45

T-065: Sperm Preparation and Selection Techniques for ART'S

Ferhat Cengiz -Turkey 
14:45 - 15:00

T-066: Advanced Sperm Selection Techniques

Enric Mestres - Spain 
15:00 - 15:15

T-067: IVF Culture Oil in the ART Culture Systems

Denny Sakkas - USA 
15:15 - 15:30

R-064 The IVF Lab and Embryologist of the Future

Mustafa ZAKARIA - MA 
15:30 - 15:45

D-22: Cryopreservation of Oocyte for IVF: Does freezing eggs increase the success of IVF?

Discussion 15:45 - 16:00

DAY 4 Sunday, November 20th, 2022

09:00 - 12:00

Session B6: Male Infertility Investigation and Andrology Travelling Scholars "A"

Hall : "B"

Session Chairs:- Moncef Benkhalifa – Chistopher Barrat - Ali Zizi -Hafida Khorsi-Cauet

Speaker & Time

Lecture

IHicham OUMZIL – MA
09:00 - 09:30 "Keynote"



k-061: How Covid-19 could impact Male Fertility

Hind Abdul-Kadim – Iraq
09:30 - 09:45



k-063: Oxidative Stress in Male infertility

Cynthia Duval - Canada
09:45 - 10:00



K-058: Sperm phospholipase C zeta levels measured by flow cytometry are associated with sperm parameters

Medhat Amer – Egypt
10:00 - 10:15



k-059: Azoospermia management in the Era of the Micro-TESE/ICSI

Short Coffee break 15 minutes

Jose Antonio Castilla – Spain
10:30 - 10:45



T-051: Why are external quality assessment programme essential for andrology lab ?

Nino Guy Cassuto – France
10:45 - 11:00



X-015: Molecular profiling spermatozoa and artificial intelligence for sperm selection before ICS

Kathleen Seyb – USA
11:00 - 11:15



R-41: Optimizing sperm metabolism to improve function in ART.

Bougnouch Leila - MA
11:15 - 11:30



R-065 genetic explorations of male infertility at the CHU Hassan II Fès

Discussion 11:30 - 12:30

EXAM START 13:00 - 14:30

List of Participants from Associations of the 2nd Annual MSERM Worldwide Congress 2022



EFRE

EGYPTIAN SOCIETY OF
REPRODUCTIVE MEDICINE AND EMBRYOLOGY
الجمعية المصرية لعلم التناسل وطب الجنين





MSERM

17 - 20 November 2022
2nd Worldwide Congress

MOROCCAN SOCIETY FOR ENDOMETRIOSIS AND REPRODUCTIVE MEDECINE



REGISTRATION INFO

<http://www.msERM-congress.org/registration/registration-info>

Over 35 experts (speakers and moderators) drawn from 24 countries including: **Malaysia, USA, Mexico, Iraq, Turkey, Iran, Egypt, India, Lybia, Morocco, Canada, Spain, Italy, France, Germany, Syria, Sweden, UK, Brazil, Belgium, Ireland, Tunisia, Labnan.** will deliver over 70 state of the art talks on hot topics to be moderated by a large number of distinguished experts serving as session moderators or chairman. The meeting on 24 – 27 NOVEMBER 2022 . will be held in the beautiful city of Fès in Kingdom of Morocco.



Malaysia



USA



Mexico



Iraq



BELGIUM



Brazil



Sweden



Ireland



Morocco



Tunisia



Syria



Austria



UK



Turkey



India



Canada



Spain



Italy



France



Lebanon



Iran



Egypt



Lybia



Germany



Portugal



الجمعية المغربية لانتباذ بطانة الرحم والطب التناسلي (مسيرم)
Moroccan Society for Endometriosis and Reproductive Medicine (MSERM)

3rd ANNUAL MSERM
WORLDWIDE CONGRESS

NOV. 17-19, 2023 Hybrid
To be held on Tangier, Morocco

Save The Date



MSERM
RESEARCH SEEKS THE
FOCUS BY SCIENCE

Thank You

Save The Date 17-19 Nov 2023. 3rd Annual MSERM
Worldwide Hybrid Congress

dline
EVENT

1, Rue Mansour Saadi 20100 Quartier Racine - Casablanca Kingdom of Morocco
Tele : +212 5 22 39 73 39 - Phone : +212 6 64 85 62 55 - Fax : +212 5 22 39 25 33
www.mserm-congress.org / www.mserm.com
E-mail: mserm-congress@mserm.org / info@mserm.org



الجمعية المغربية لانتباذ بطانة الرحم والطب التناسلي (مسيرم)
Moroccan Society for Endometriosis and Reproductive Medicine (MSERM)



2^{ème} Examen Annuel
1 Accréditation
par le CESMA

Accréditation du Conseil
pour l'Évaluation Médicale
des Spécialistes Européens
(CESMA)

2^{ème} MSERM Annuel Examen En ligne

**FÈS
MAROC**

20 Novembre 2022
Accréditation par le CESMA
du 2^{ème} Congrès International



2 salles d'examen en ligne

1-Gynécologie, Médecine de la Reproduction et AMP
2-Embryologie Clinique et génétique de la reproduction

Pour plus d'informations sur l'inscription
à l'examen annuel MSERM, veuillez visiter
notre site Web

 www.msERM-congress.org



2^{ème} MSERM Annual
Examen En ligne

EXAMPro
2nd Annual MSERM
Online Exam

Obstetric **Anesthesiologist** **Anesthésiste Obstétrical**

The exam has two sections:
L'examen comporte deux sections :

- A- Certificate of Obstetric Anesthesiologist
- A- Certificat d'Anesthésiste Obstétrical
- B- Nurse Anesthesia Certificate
- B- Certificat d'Infirmier Spécialisés en Anesthésie

FES, MAROC

November 20, 2022
Accreditation by



Click here to register

